

POLLUSTATS 2018

WORLDWIDE SPILL
STATISTICS



Cedre
715, rue Alain Colas
CS 41836
29218 BREST CEDEX 2
FRANCE
Tel: + 33 (0)2 98 33 10 10
Fax: + 33 (0)2 98 44 91 38
Email: contact@cedre.fr



Designed and produced by Cedre

The data presented here has been obtained from an inventory of incidents around the world made known to Cedre and having resulted in an oil or HNS spill in surface waters. This inventory is by no means exhaustive. The incidents selected for analysis are those for which sufficient information is available to be entered into a database and which involved **a spill (or spills) in excess of 10 tonnes.**

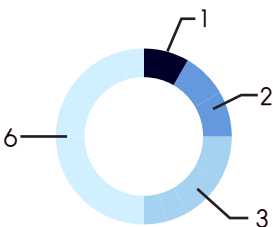
NUMBER OF SPILLS BY AREA

Sea & shoreline

27 spills

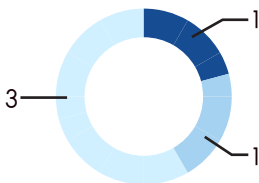
- Offshore & coastal waters

12 spills



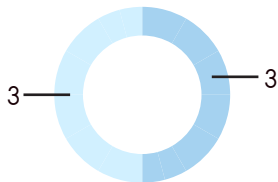
- Shoreline

5 spills

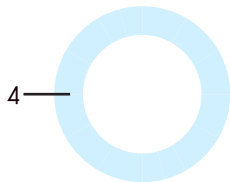


10 - 100 m³ 100 - 1,000 m³ 1,000 - 10,000 m³ 10,000 - 100,000 m³ > 100,000 m³

• Sea ports
6 spills

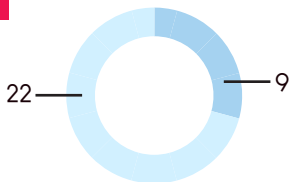


• Estuaries
4 spills



Inland waters

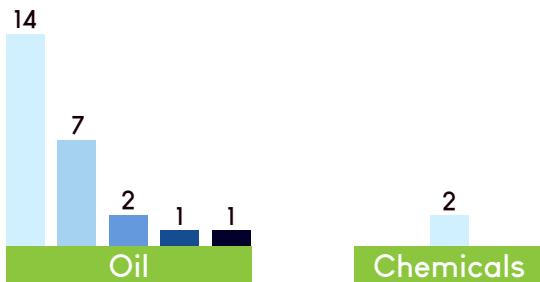
31 spills



10 - 100 m³ 100 - 1,000 m³ 1,000 - 10,000 m³ 10,000 - 100,000 m³ > 100,000 m³

SPILLS BY PRODUCT CATEGORY

27 spills

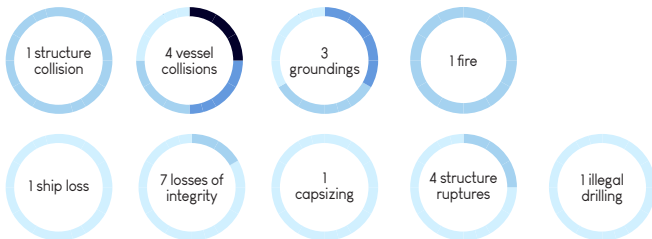


10 - 100 m³ 100 - 1,000 m³ 1,000 - 10,000 m³ 10,000 - 100,000 m³ > 100,000 m³

SPILLS BY INCIDENT CATEGORY

27 spills

Hole/Breach/Rupture



Non-closure

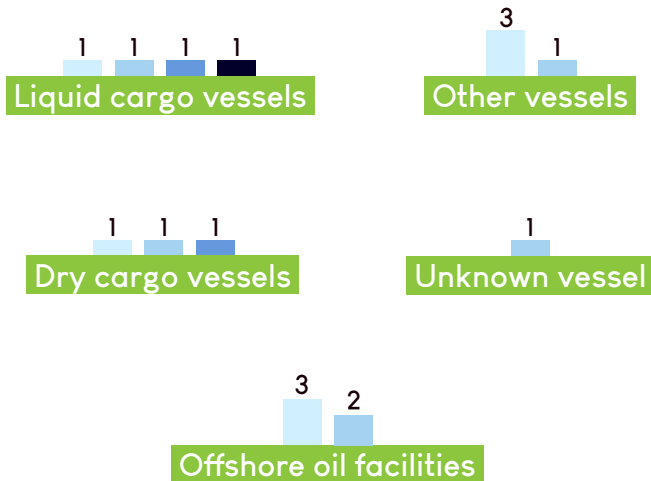


Unspecified

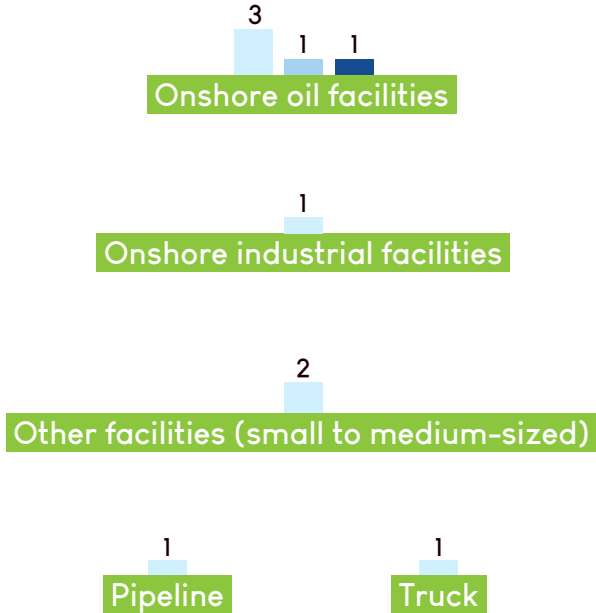


SPILLS ACCIDENTELS PAR TYPE DE STRUCTURES

27 spills



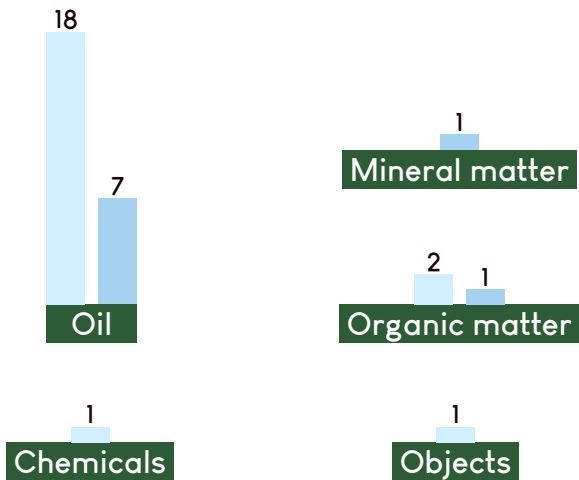
10-100 m³ 100-1,000 m³ 1,000-10,000 m³ 10,000-100,000 m³ >100,000 m³



10 - 100 m³ 100 - 1,000 m³ 1,000 - 10,000 m³ 10,000 - 100,000 m³ > 100,000 m³

SPILLS BY PRODUCT CATEGORY

31 spills



10 - 100 m³ 100 - 1,000 m³ 1,000 - 10,000 m³ 10,000 - 100,000 m³ > 100,000 m³

SPILLS BY INCIDENT CATEGORY

31 spills

Hole/Breach/Rupture



Non-closure



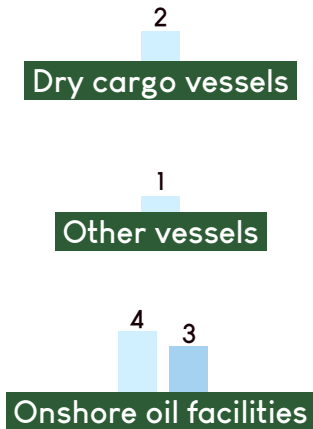
Unspecified



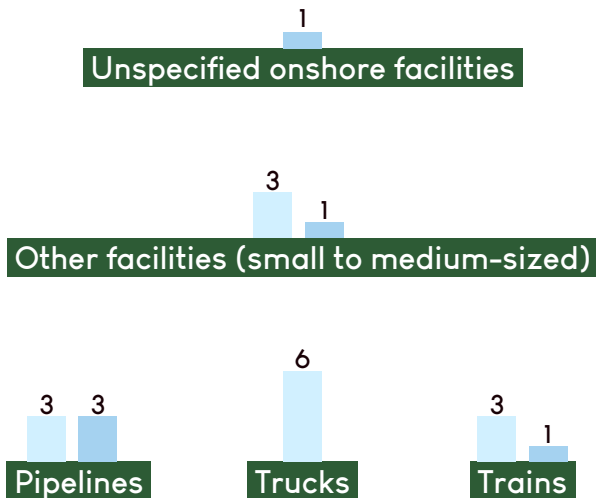
10 - 100 m³ 100 - 1,000 m³ 1,000 - 10,000 m³ 10,000 - 100,000 m³ > 100,000 m³

SPILLS BY STRUCTURE CATEGORY

31 spills



10 - 100 m³ 100 - 1,000 m³ 1,000 - 10,000 m³ 10,000 - 100,000 m³ > 100,000 m³



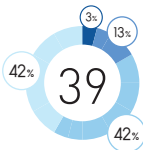
■ 10 - 100 m³
■ 100 - 1,000 m³
■ 1,000 - 10,000 m³
■ 10,000 - 100,000 m³
■ > 100,000 m³

SEA & SHORELINE

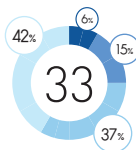
Number of spills

Average values of incidents made known to Cedre

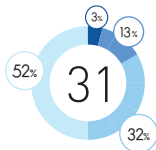
1998-2002



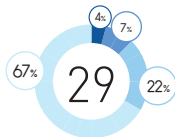
2003-2007



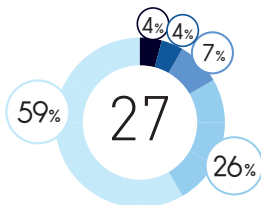
2008-2012



2013-2017



2018



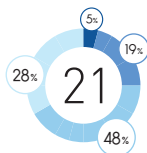
■ 10 - 100 m³
■ 100 - 1,000 m³
■ 1,000 - 10,000 m³
■ 10,000 - 100,000 m³
■ > 100,000 m³

INLAND WATERS

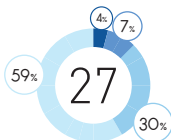
Number of spills

Average values of incidents made known to Cedre

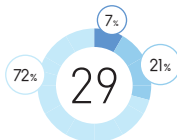
1998-2002



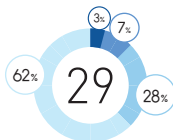
2003-2007



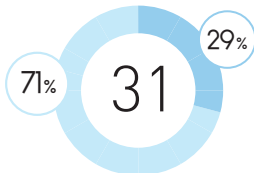
2008-2012



2013-2017



2018



■ 10 - 100 m³
■ 100 - 1,000 m³
■ 1,000 - 10,000 m³
■ 10,000 - 100,000 m³
■ > 100,000 m³

Are you aware of another past spill,
in marine or inland waters?

Share it with us!



contact@cedre.fr